

Measuring the impact of investing in human capital on growth in the agricultural sector in Iraq during the period 2004-2018

م. فلاح ثامر علوان

P: ISSN : 1813-6729

E : ISSN : 2707-1359

<http://doi.org/10.31272/JAE.i128.88>

مقبول للنشر بتاريخ : 2021/3/30

تاريخ أستلام البحث : 2021/3/17

Abstract

The research aims to achieve a major goal, which is to identify the impact of investing in human capital on the growth of the agricultural sector in Iraq during the period (2004-2018) The research has reached a set of results, among which there is no common complementarity between the rate of spending on human capital as a percentage of national spending and the rate of growth in the agricultural sector, there is a correction from the short term to the long term and there is an impact of the correction in the long term of the relationship between the rate of spending on human capital As a percentage of national spending and the rate of growth in the agricultural sector, there is a common complementarity between the rate of spending on human capital as a percentage of national spending and the rate of growth in GDP, there is a correction from the short term to the long term in the relationship between the rate of spending on human capital as a percentage of spending There is no effect of the long-term correction of the relationship between the rate of spending on human capital as a percentage of national spending and the rate of growth in gross domestic product, the insignificance of the rate of spending on human capital as a percentage of national spending on the rate of growth of the agricultural sector In Iraq during the period (2004-2018), the effect of the rate of spending on human capital as a percentage of national spending on the rate of GDP growth in Iraq was insignificant.



مجلة الادارة والاقتصاد
مجلد 46 / العدد 128 / حزيران / 2021
الصفحات : 317-332

Measuring the impact of investing in human capital on growth in the agricultural sector in Iraq during the period 2004-2018

S during the period (2004-2018) The research recommended the necessity of increasing government spending on the education sector and developing human resources by setting strategic plans through which to achieve the best possible effectiveness of the financial resources used, conducting studies and research to identify the most important factors affecting the growth of the agricultural sector in particular and the growth of the gross domestic product in general which contributes In developing these factors and increasing their efficiency and effectiveness, working to develop a comprehensive future vision for Iraqi human resources in all fields and working to increase their skills and competence by providing grants, courses, programs and training opportunities inside or outside Iraq, the need to work to diversify sources of income in the Iraqi economy and encourage development in All economic sectors and reduce dependence on oil, work to encourage individuals to set up agricultural projects, especially small ones, which can be set up at home in order to provide the agricultural needs of the Iraqi community

Keywords: Human capital - Hconomic growth rate - Hrowth rate in the agricultural sector.

Introduction

All countries of the world are interested in achieving the best possible use of the resources and manpower available to them to achieve the various development goals in all fields, which contributes to raising the economic and living standards of members of society through the use of all methods and means that can help to achieve this and work to provide the environment And the climate that allows finding solutions to all problems and difficulties facing human resources and reduces the ability of societies to use the available human resources in the best possible way. Investing in human capital is considered one of the best ways in which one can work to develop the skills, capabilities, and capabilities of individuals, through which work can be done to define and correct many concepts and behaviors through which individuals can increase productivity and improve their performance levels, thus achieving the well-being of society and achieving all the goals that Society strives to reach it. The agricultural sector is considered one of the most important sectors through which comprehensive economic development can be achieved. All countries aim to provide all the requirements and resources needed by the rest of the economic sectors, whether productive or service.

Research problem

The agricultural sector represents an important place in the national economy and requires raising the level of agricultural production and raising its growth rates. As a necessity for the advancement of the Iraqi economy - upgrading the level of investment in human capital and supporting programs for preparing agricultural scientific cadres in this vital sector, so the research problem can be presented by asking the following question: What is the

Measuring the impact of investing in human capital on growth in the agricultural sector in Iraq during the period 2004-2018

impact of investment in human capital on the growth in the agricultural sector in the national economy.

research importance

The importance of the study is that it seeks to identify the impact of investing in human capital on growth in the Iraqi agricultural sector, which is one of the topics that have not been discussed significantly in scientific studies and research, making it one of the first studies and researches that dealt with this topic and contributes to opening the way for researchers And learners to learn about the importance of human capital and how to achieve the best possible use of it.

Research Objective

The research aims to achieve a major goal, which is to identify the impact of investing in human capital on the growth of the agricultural sector in Iraq during the period (2004-2018) by achieving a set of sub-goals, namely:

- 1- Study the development of investment in human capital in Iraq during the study period.
- 2- Study the development of the economic growth rate in Iraq during the study period.
- 3- Study the development of the agricultural sector growth rate in Iraq during the study period.

Research hypotheses

The first hypothesis: There is a statistically significant relationship between the effect of investment in human capital on the rate of growth of the agricultural sector in Iraq during the period (2004-2018)

The second hypothesis: There is a statistically significant relationship to the impact of investment in human capital on the rate of growth of GDP (economic growth rate) in Iraq during the period (2004-2018)

Research Methodology

The research uses the descriptive approach to identify the economic variables and phenomena to be studied, as well as the standard analytical approach to analyze the research data through the use of the evIEWS program to arrive at the results and recommendations of the study.

Data sources The research uses the data published in the reports and bulletins issued by the Iraqi Central Bureau of Statistics and the World Bank during the period (2004-2018).

The limits of the study

- Objective limits: The study aims to identify the impact of investing in human capital on the growth of the Iraqi agricultural sector.

Measuring the impact of investing in human capital on growth in the agricultural sector in Iraq during the period 2004-2018

- Spatial boundaries: Iraq
- Time limits: duration (2004-2018)

Theoretical framework

Research terms and concepts

- The concept of human capital:
 - It is the skills, abilities, and capabilities of the individual. (Tallman, 1994)
 - It is the sum of education, training, and skills that an individual obtains, whether at the private or public level. (Behrman, 1994, p. 493)
 - It is an attempt to acknowledge the social, biological, cultural, and psychological complexity while interacting in explicit or economic transactions. Several theories clearly link investment in human capital development to education, the role of human capital in economic development, productivity growth, and innovation and is often cited as a justification for government support for education and training. On business skills.(Abdul Ghafoor 1997).
- The concept of economic development
 - It is the complete change that occurs in the lives of community members as a result of the increase in the average real incomes of individuals as a result of exploiting the economic resources of the society for the best possible use. (Makawousi, 2010, p. 4)
 - Economic development is one of the economic measures that depend on technology, to move from one economic state to a new one. With the aim of improving it, such as: moving from the state of the agricultural economy to the industrial one; Or the transition from a commercial to a technology-based economy.(Abdel-Saheb Al-Alwan)- It is the improvement in the level of economic and social living of individuals as a result of improved goods and services, increased levels, and productive capacities, with a fair distribution of income among members of society, (Al-Homsi, 2014, pp. 54 -55)
- The concept of economic growth

It is the increase in the amount of goods and services produced by a given economy. These commodities are produced using the main factors of production, namely land, labor, capital, and organization. In addition, economic growth is the increase in the market value of goods and services produced by an economy over time. (Al-Masoudi, 2014, p.29)

 - It is the amount of the increase in the average real per capita income of community members during a certain period (Kabdani, 2013, p. 36).
 - Economic growth is a process in which real income is increased cumulatively and continuously over an extended period of time (a quarter of a century) so that this increase is greater than the rate of population growth while providing

Measuring the impact of investing in human capital on growth in the agricultural sector in Iraq during the period 2004-2018

productive and social services, protecting renewable resources from pollution, and preserving non-renewable resources from depletion.(Muhammad Radwan Beirut, 1996).

Previous studies

Al-Yusha's stud (1997) entitled Human Capital and its Impact on Economic Growth in Bahrain, which aimed to identify the impact of human capital on the Bahraini economy during the period (1984 - 1994). Al-Bishri explains about 20% of the changes in the economic growth rate. Al-Shorbaji stud (2007) entitled The relationship between human capital, exports, and economic growth in Taiwan, which aimed to identify the relationship between human capital, exports, and economic growth in Taiwan during the period (1986-2005). The study reached a set of results, including that there is a common complementarity between Human capital as an independent variable, exports and economic growth as dependent variables, and that in the short term there is a causal reciprocal relationship between exports and economic growth and that there is a one-way causal relationship between exports and economic growth to human capital, and that policies leading to increased investment in education and increase in numbers Enrollment in schools and educational institutes will increase exports and economic growth. Awad's study (2013) entitled Human Capital and Economic Growth, an Application to Sudan, aimed to identify the impact of human capital on economic growth in Sudan during the period (1970-2010). The results of the study indicated that both the employment variable and the physical capital variable affect the long term. A positive and significant effect on economic growth, but in the short term, the physical capital variable has a significant effect on economic growth, and the causation test showed that there is a strong effect of physical capital, human capital, and employment on economic growth.

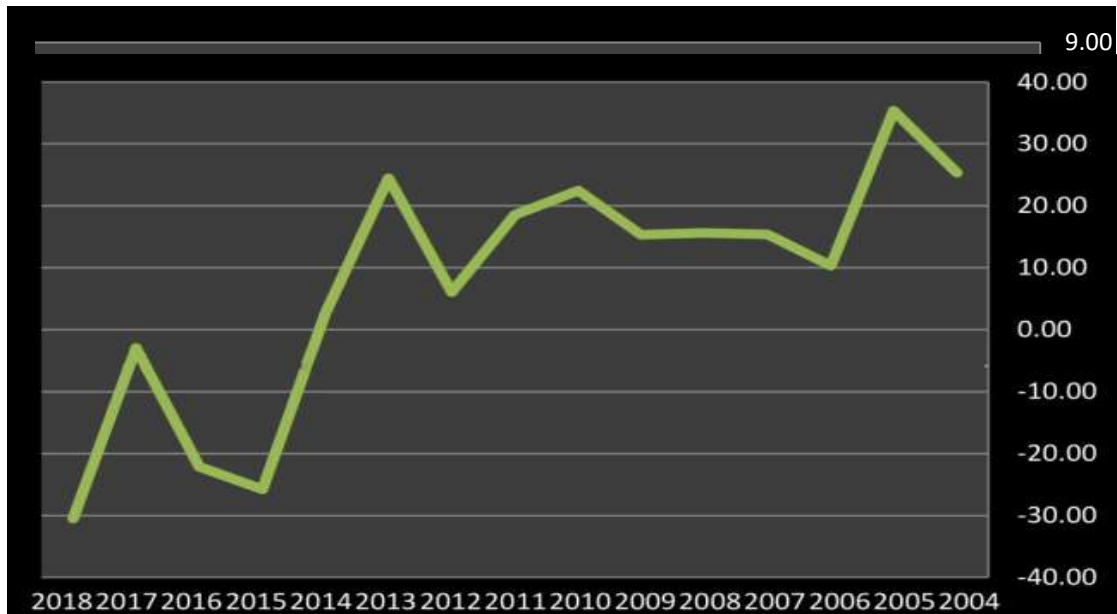
Application framework

The research aims to identify the impact of investment in human capital on the rate of growth in the agricultural sector during the period (2004-2018) and to achieve this goal, the evolution of the rate of spending on Iraqi human capital as a percentage of national spending will be studied as well as the development of the growth rate in the sector. The agricultural and GDP growth rate as an indicator of the Iraqi economic growth rate during the study period, as well as the standard relations between the independent variable (the rate of spending on human capital as a percentage of national spending) and the dependent variables (the growth rate in the agricultural sector, the growth rate of the gross domestic product), will be studied. During the study period.

First: Study the development of the rate of spending on human capital as a percentage of national spending, the rate of growth in the agricultural sector, the rate of growth of the Iraqi GDP during the period (2004-2018)

Measuring the impact of investing in human capital on growth in the agricultural sector in Iraq during the period 2004-2018

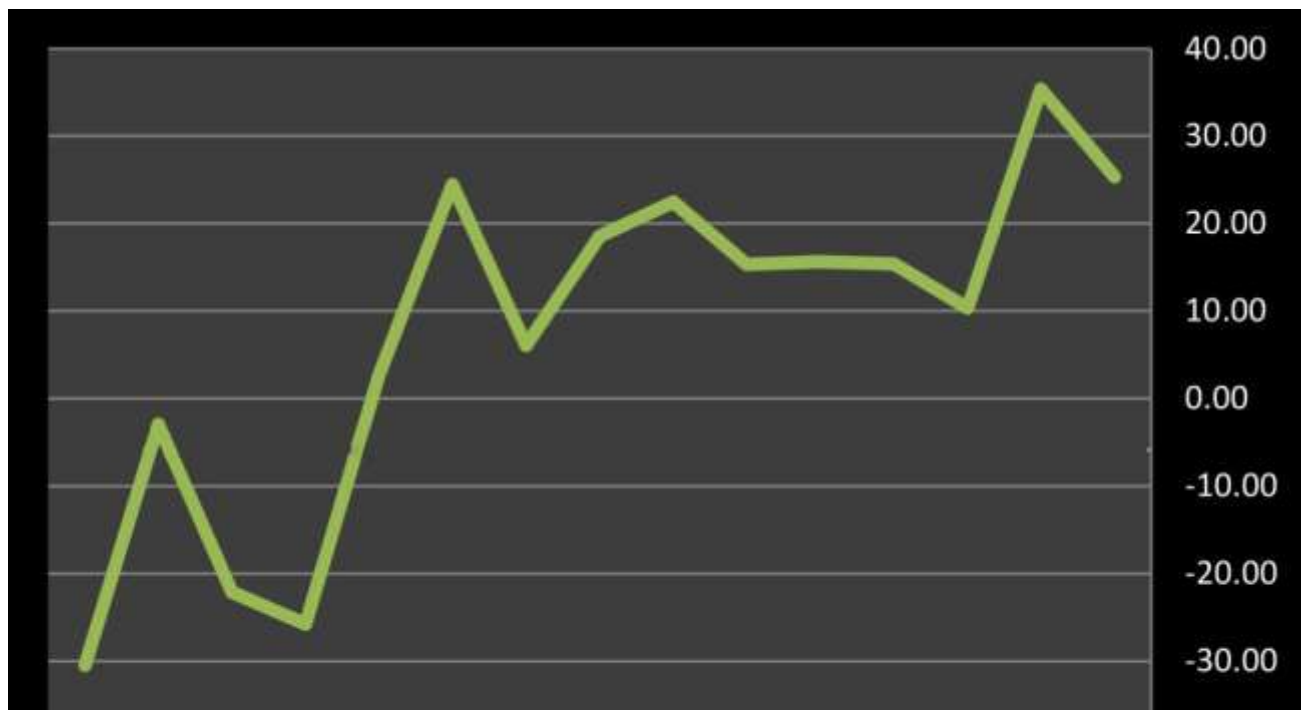
1- The evolution of the rate of spending on human capital as a percentage of national spending during the period (2004-2018): From studying the data contained in Table (1), it was found that the rate of spending on human capital as a percentage of Iraqi spending ranged between a minimum of 4.23% in 2016, and a maximum of 7.68% in 2008 with an annual average during the study period of 5.69%, and a decrease rate of 2.9% During the study period.



Source: Prepared by the researcher based on the data of Table (1)

Figure (1) The evolution of the rate of spending on human capital as a percentage of national spending in Iraq during the period (2004-2018)

2- The development of the growth rate in the agricultural sector in Iraq during the period (2004-2018): From studying the data in Table (1), it was found that the growth rate in the agricultural sector in Iraq ranged between a minimum of -30.48% in 2018, and a maximum of 35.37% in 2005 with an annual average during the study period of 7.35%, and a decrease rate of 4.8% during the study period.



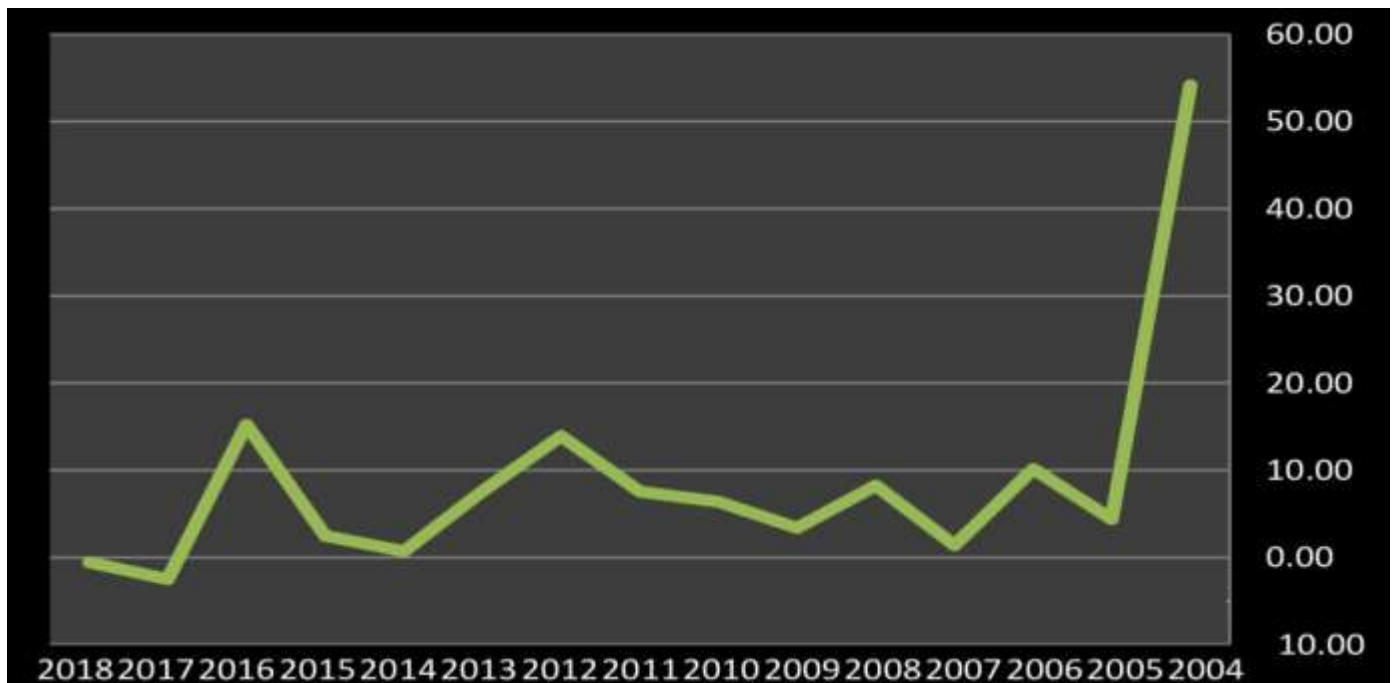
Measuring the impact of investing in human capital on growth in the agricultural sector in Iraq during the period 2004-2018

Source: Prepared by the researcher based on the data of Table (1)

Figure (2) The evolution of the growth rate in the agricultural sector in Iraq during the period (2004-2018)

3- The development of the GDP growth rate in Iraq during the period (2004-2018):

From studying the data in Table (1), it was found that the rate of GDP growth in Iraq ranged between a minimum of -2.49% in 2017, and a maximum of 54.16% in 2004, with an annual average during the study period of 8.84%, and a decrease rate of 12.9% during the period studying.



Source: Prepared by the researcher based on the data of Table (1)

Figure (3) The evolution of the GDP growth rate in Iraq during the period (2004-2018)

Table (1) The rate of spending on human capital as a percentage of national spending, the rate of growth in the agricultural sector, the rate of growth of GDP in Iraq during the period (2004-2018)

years	The rate of spending on human capital as a proportion of national spending %	The rate of growth in the agricultural sector %	GDP growth rate %

Measuring the impact of investing in human capital on growth in the agricultural sector in Iraq during the period 2004-2018

2004	5.82	25.33	54.16
2005	5.86	35.37	4.40
2006	6.50	10.31	10.16
2007	7.02	15.40	1.38
2008	7.68	15.64	8.23
2009	5.59	15.32	3.38
2010	5.87	22.45	6.40
2011	6.75	18.55	7.55
2012	6.63	6.06	13.94
2013	4.75	24.44	7.60
2014	4.79	2.73	0.70
2015	4.31	-25.77	2.48
2016	4.23	-22.10	15.21
2017	4.66	-2.93	-2.49
2018	4.94	-30.48	-0.56

Source :

Ministry of Planning, Central Bureau of Statistics, Iraq, data for the (period (2013-2018

(<https://data.albankaldawli.org/country/iraq?view=chart>)

Second: The standard model for the relationship between the rate of spending on human capital as a percentage of national spending, and both the growth rate in the agricultural sector, the rate of GDP growth in Iraq during the period (2004-2018)

To study and analyze the relationship between the rate of spending on human capital as a percentage of national spending, the rate of growth in the agricultural sector, the rate of growth of the Iraqi GDP during the period (2004-2018), many standard tests were used, where the developed Dickie-Fuller test was used (ADF) and the cointegration test to test the relationship between variables and test the number of time slowdown periods. Also, a vector error correction model was used to find out the type of relationship between variables in the long and short term using E-views.

1- The relationship between the rate of spending on human capital as a percentage of national spending and the rate of growth in the agricultural sector during the period (2004-2018):

Measuring the impact of investing in human capital on growth in the agricultural sector in Iraq during the period 2004–2018

- **Unit root test:** To measure the stability of the model variables, the developed Dickie-Fuller test (ADF) was used and it was found in Table (2) that the human capital spending rate series as a percentage of national spending (X) and the growth rate series in the agricultural sector (Y1) were not stable at their level. And stability occurred after taking the first difference, thus the two strings become complementary of the first degree, and because the two strings are complementary at the same degree, the joint integration of RDL is used to conduct a test of the common integration between them.

Table (2) Dickey-Fuller developed test results (ADF)

Stability test									
Variable s	Level			1 st Difference			2 nd Difference		
	ADF	Sig.	Result	ADF	Sig.	Result	ADF	Sig.	Result
X	-0.513	0.475	NO stationary	-3.754	0.001	Stationary			
Y1	-1.505	0.120	No stationary	-3.986	0.000	Stationary			

Source: Results of the 10 E-views calculations

• Cointegration test

When performing the cointegration test, we find that there is no co-integration between the two series at 0.05 significance level

Table (3) Cointegration Test

Null Hypothesis: No levels relationship F-Bounds Test

I(1)	I(0)	Signif.	Value	Test Statistic
Asymptotic: n=1000				
3.51	3.02	10%	3.214641	F-statistic
4.16	3.62	5%	1	K
4.79	4.18	2.5%		
5.58	4.94	1%		

Source: Results of the 10 E-views calculations

Choose the number of lags slowdowns

Seen from the table (4) that the optimal number of periods of deceleration time is two time periods of the variable (Y1) and three-time intervals for the independent variable (X).

Measuring the impact of investing in human capital on growth in the agricultural sector in Iraq during the period 2004–2018

Table (4) test periods deceleration time

Prob.*	t-Statistic	Std. Error	Coefficient	Variable
0.3324	-1.072883	0.462723	-0.496447	Y1(-1)
0.5480	-0.643848	0.307241	-0.197817	Y1(-2)
0.2438	1.320651	4.770696	6.300424	X
0.4641	0.792317	5.995680	4.750480	X(-1)
0.1056	1.972042	5.461630	10.77056	X(-2)
0.3131	1.121195	6.792001	7.615155	X(-3)
0.0342	-2.890503	56.11757	-162.2080	C
3.275833	Mean dependent var	0.818279	R-squared	
19.46421	S.D. dependent var	0.600213	Adjusted R-squared	
8.149407	Akaike info criterion	12.30697	S.E. of regression	
8.432269	Schwarz criterion	757.3081	Sum squared resid	
8.044682	Hannan-Quinn criter.	-41.89644	Log-likelihood	
1.865394	Durbin-Watson stat	3.752440	F-statistic	
		0.084113	Prob(F-statistic)	

Source: Results of the 10 E-views calculations

- Model vector error correction for the relationship in the long-term and short-term:

To determine the value of the related parameters in the long-run and the short-run, it requires the necessity to estimate the error correction vectors, and it can be seen from Table (5) that the error limit correction factor reached its value of 1.694264, which is significant at a significant level of 0.05, meaning that there is a correction from the short term to the long term at a speed of 1.694264, while the term equation indicates The long term that there is an effect of the correction in the long run because X is significant at 0.01 level of significance

Table (5) Results of error correction vector test

ECM Regression Case 2: Restricted Constant and No Trend				
Prob.	t-Statistic	Std. Error	Coefficient	Variable
0.4530	0.813277	0.243234	0.197817	D(Y1(-1))
0.1589	1.654424	3.808227	6.300424	D(X)
0.0283	-3.054050	6.020110	-18.38572	D(X(-1))
0.2326	-1.357884	5.608104	-7.615155	D(X(-2))
0.0144	-3.674438	0.461095	-1.694264	CointEq(-1)*
-3.399167	Mean dependent var	0.736205	R-squared	
16.15499	S.D. dependent var	0.585465	Adjusted R-squared	
7.816074	Akaike info criterion	10.40129	S.E. of regression	
8.018118	Schwarz criterion	757.3081	Sum squared resid	
7.741270	Hannan-Quinn criteria.	-41.89644	Log-likelihood	
	Durbin-Watson stat	1.865394		

Measuring the impact of investing in human capital on growth in the agricultural sector in Iraq during the period 2004–2018

Levels Equation				
Case 2: Restricted Constant and No Trend				
Prob.	t-Statistic	Std. Error	Coefficien t	Variable
0.0012	6.597427	2.633494	17.37428	X
0.0017	-6.114051	15.65894	-95.73953	C

Source: Results of the 10 E-views calculations

2- The relationship between the rate of spending on human capital as a percentage of national spending and the rate of growth in GDP during the period (2004-2018):

- Unit root test:

To measure the stability of the model variables, the developed Dickie-Fuller test (ADF) was used and it was found from Table (6) the instability of the series of the rate of spending on human capital as a percentage of national spending (X). While the stability of the series of the growth rate of GDP (2Y) occurred at its level, thus the chain becomes integrated from the zero degrees, and because the two chains are not complementary at the same degree, the joint integration of ARDL is used to conduct a test of the common complementarity between them.

Table (6) Dickey-Fuller developed test results (ADF)

Stability test									
Variable s	Level			1 st Difference			2 nd Difference		
	ADF	Sig.	Result	ADF	Sig.	Result	ADF	Sig.	Result
X	-0.513	0.475	NO stationary	-3.754	0.001	Stationary			
Y2	-6.961	0.000	stationary						

Source: Results of the 10 E-views calculations

- Cointegration test

When performing the cointegration test, we find that there is a cognitive integration between the two series at 0.05 significance level

Table (7) joint integration test

Null Hypothesis: No levels relationship F-Bounds Test

I(1)	I(0)	Signif.	Value	Test Statistic
Asymptotic: n=1000				
3.51	3.02	10%	5.340675	F-statistic
4.16	3.62	5%	1	K
4.79	4.18	2.5%		

Measuring the impact of investing in human capital on growth in the agricultural sector in Iraq during the period 2004–2018

5.58 4.94 1%

Source: Results of the 10 E-views calculations

- Choose the number of periods of deceleration time
- It appears from Table (8) that the optimal number of periods slowdown is two periods of time for the dependent variable (Y2) and four periods of time for the independent variable (X).

Table (8) test periods deceleration time

Prob.*	t-Statistic	Std. Error	Coefficient	Variable
0.7820	-0.302602	0.305471	-0.092436	Y2(-1)
0.4859	-0.792519	0.358856	-0.284400	Y2(-2)
0.7037	0.418502	1.708472	0.714998	X
0.8806	-0.163397	1.949393	-0.318524	X(-1)
0.3160	1.200759	1.936678	2.325484	X(-2)
0.1216	-2.141871	1.829045	-3.917579	X(-3)
0.0708	2.749438	1.964143	5.400290	X(-4)
0.2602	-1.384579	12.32141	-17.05995	C
5.676364	Mean dependent var	0.837907	R-squared	
5.650393	S.D. dependent var	0.459691	Adjusted R-squared	
5.840975	Akaike info criterion	4.153361	S.E. of regression	
6.130354	Schwarz criterion	51.75123	Sum squared resid	
5.658563	Hannan-Quinn criter.	-24.12537	Log-likelihood	
3.013599	Durbin-Watson stat	2.215419	F-statistic	
		0.275649	Prob(F-statistic)	

Source: Results of the 10 E-views calculations

• Vector error-correcting model for the long-run and short-run relationship

To determine the value of the related parameters in the long term and the short term, it is necessary to estimate the error correction vectors, and it can be seen from Table (9) that the error limit correction factor reached its value of 1.376836, which is significant at a significant level of 0.05, meaning that there is a correction from the short term to the long term at a speed of 1.376836 while indicating The long-run equation is that there is no effect of the correction in the long run because X is not significant at a level of significance at 0.05

Table (9) Results of error correction vector test

ECM Regression				
Case 2: Restricted Constant and No Trend				
Prob.	t-Statistic	Std. Error	Coefficient	Variable
0.2183	1.552525	0.183185	0.284400	D(Y2(-1))
0.5889	0.603332	1.185083	0.714998	D(X)
0.0690	-2.779658	1.370022	-3.808194	D(X(-1))
0.2919	-1.275734	1.162241	-1.482710	D(X(-2))

Measuring the impact of investing in human capital on growth in the agricultural sector in Iraq during the period 2004–2018

0.0169	-4.828324	1.118460	-5.400290	D(X(-3))
0.0141	-5.167531	0.266440	-1.376836	CointEq(-1)*
-0.176364	Mean dependent var	0.925152	R-squared	
8.315165	S.D. dependent var	0.850304	Adjusted R-squared	
5.477339	Akaike info criterion	3.217180	S.E. of regression	
5.694373	Schwarz criterion	51.75123	Sum squared resid	
5.340530	Hannan-Quinn criter.	-24.12537	Log-likelihood	
		3.013599	Durbin-Watson stat	
Levels Equation				
Case 2: Restricted Constant and No Trend				
Prob.	t-Statistic	Std. Error	Coefficient	Variable
0.2319	1.494688	2.043144	3.053862	X
0.3954	-0.989383	12.52365	-12.39069	C

Source: Results of the 10 E-views calculations

Conclusions and recommendations

Conclusions:

- 1- There is no common complementarity between the rate of spending on human capital as a percentage of national spending and the rate of growth in the agricultural sector.
- 2- There is a correction from the short term to the long term, and there is an effect of the correction in the long term of the relationship between the rate of spending on human capital as a percentage of national spending and the rate of growth in the agricultural sector
- 3- There is a common complementarity between the rate of spending on human capital as a percentage of national spending and the rate of growth in GDP.
- 4- There is a correction from the short term to the long term in the relationship between the rate of spending on human capital as a percentage of national spending and the rate of growth in GDP, and there is no effect of the correction in the long term of the relationship between the rate of spending on human capital as a percentage of national spending and the rate of growth in Gross domestic product
- 5- The insignificance of the rate of spending on human capital as a percentage of national spending on the rate of growth of the agricultural sector in Iraq during the period (2004-2018)
 - 6- The insignificance of the effect of the rate of spending on human capital as a percentage of national spending on the rate of growth of GDP in Iraq during the period (2004-2018)
 - 7-

Recommendations

Measuring the impact of investing in human capital on growth in the agricultural sector in Iraq during the period 2004–2018

- 1- Increasing government spending on the education sector and human resource development by setting strategic plans through which to achieve the best possible effectiveness of the financial resources used.
- 2- Conducting studies and research to identify the most important factors affecting the growth of the agricultural sector in particular and the growth of the gross domestic product in general, which contributes to the development of these factors and increase their efficiency and effectiveness.
- 3- Work to develop a comprehensive future vision for Iraqi human resources in all fields and work to increase their skills and competence by providing grants, courses, programs, and training opportunities inside and outside Iraq.
- 4- The need to work to diversify sources of income in the Iraqi economy, encourage development in all economic sectors, and reduce dependence on oil.
- 5- Work to encourage individuals to set up agricultural projects, especially small ones, which can be set up at home to provide the agricultural needs of the Iraqi community

References

- 1- Tallman, E, (1994) Human Capital and Endogenous Growth- Evidence from Taiwan, Journal of Monetary Economics.34.
- 2- Behrman, j,(1994) Human Capital in D. Greenwald, The McGraw-Hill Encyclopedia of Economics, McGraw-Hill, New York.
- 3- Abdul Ghafoor Ibrahim Ahmed, Agricultural Security in Iraq and Its Future Requirements, Baghdad, 1997
- 4- Magawy, Saliha (2010) Toward Modern theoretical Approaches to the Study of Economic Development, A National Forum on the Algerian Economy: Recent Readings in Development, Faculty of Economic Sciences and Management Sciences, El Hadj Lakhdar University - Batna, Algeria
- 5- Al-Homsi, Mahmoud (2014) Arab development plans and their complementary and incompatible trends, Center for Arab Unity Studies, 3rd Edition.
- 6- Abdel-Saheb Al-Alwan, Agricultural Development Crisis, Arab Future Magazine, No. 117, Center for Arab Unity Studies, Beirut, Lebanon, 1988.
- 7- Al-Masoudi, Tawfiq Abbas (2014), a study in the growth rates of the crisis in favor of the poor (Iraq - an applied study), Journal of Economic Sciences, Issue 26, Volume Seven, April, Iraq
- 8- Kabdani Sid Ahmed (2013), The Impact of Economic Growth on Equitable Income Distribution in Algeria Compared to Arab Countries, Analytical and Measurement Study, Ph.D. Thesis in Economic Sciences, Abi Bakr Belkaid University, Tlemcen, Algeria.
- 9- Muhammad Radwan Khouli, Desertification in the Arab World, Center for Arab Unity Studies, Beirut, 1996, p. 29.

Measuring the impact of investing in human capital on growth in the agricultural sector in Iraq during the period 2004–2018

- 10- Al-Yushaa, Ahmad Hashem (1997) Human Capital and its Impact on Economic Growth in Bahrain, Industrial Cooperation Journal, Volume 18, Issue 70, October, Qatar
- 11- El-Shorbagy, Magdy (2007), the relationship between human capital, exports and economic growth in Taiwan, the second international forum (knowledge in the light of the digital economy and its contribution to the formation of the competitive advantages of Arab countries), the Faculty of Economic Sciences and Management Sciences and the Globalization Laboratory for North African Economies, Chlef, Algeria.
- 12- Awad, Atef Mahmoud (2013) Human Capital and Economic Growth, Applied to Sudan, Journal of Economic Development and Policies, Volume 15, Issue 2, December, Kuwait.
- 13- Ministry of Planning, Central Bureau of Statistics, Iraq, data for the period (2013-2018).

Measuring the impact of investing in human capital on growth in the agricultural sector in Iraq during the period 2004-2018

قياس أثر الاستثمار برأس المال البشري علي النمو في القطاع الزراعي خلال الفترة (2004 – 2018)

م.فلاح ثامر علوان

الجامعة التقنية الوسطى / معهد التقني الصويرة

falahthamer1@gmail.com

الملخص :

يستهدف البحث تحقيق هدف رئيسي وهو التعرف على أثر الإستثمار في رأس المال البشري على نمو القطاع الزراعي العراقي خلال الفترة (2004 – 2018) وقد توصل البحث إلي مجموعة من النتائج ومنها ليس هناك تكامل مشترك بين معدل الإنفاق على رأس المال البشري كنسبة من الإنفاق الوطني ومعدل النمو في القطاع الزراعي، هناك تصحيح من المدى القصير للمدى الطويل وهناك أثر للتصحيح في الأجل الطويل للعلاقة بين معدل الإنفاق على رأس المال البشري كنسبة من الإنفاق الوطني ومعدل النمو في القطاع الزراعي، هناك تكامل مشترك بين معدل الإنفاق على رأس المال البشري كنسبة من الإنفاق الوطني ومعدل النمو في إجمالي الناتج المحلي، هناك تصحيح من المدى القصير للمدى الطويل في العلاقة بين معدل الإنفاق على رأس المال البشري كنسبة من الإنفاق الوطني ومعدل النمو في الناتج المحلي الإجمالي وليس هناك أثر للتصحيح في الأجل الطويل للعلاقة بين معدل الإنفاق على رأس المال البشري كنسبة من الإنفاق الوطني ومعدل النمو في الناتج المحلي الإجمالي، عدم معنوية معدل الإنفاق على رأس المال البشري كنسبة من الإنفاق الوطني علي معدل نمو القطاع الزراعي في العراق خلال الفترة (2004 - 2018)، عدم معنوية تأثير معدل الإنفاق على رأس المال البشري كنسبة من الإنفاق الوطني علي معدل نمو الناتج المحلي الإجمالي في العراق خلال الفترة (2004 - 2018) وبوصي البحث بضرورة زيادة الإنفاق الحكومي على قطاع التعليم وتنمية الموارد البشرية من خلال وضع خطط إستراتيجية يمكن من خلالها تحقيق أفضل فاعلية ممكنة للموارد المالية المستخدمة، إجراء الدراسات والأبحاث للتعرف علي أهم العوامل المؤثرة على نمو القطاع الزراعي بصفة خاصة ونمو الناتج المحلي الإجمالي بصفة عامة مما يساهم في تطوير هذه العوامل وزيادة كفاءتها وفعاليتها، العمل على وضع رؤية مستقبلية شاملة للموارد البشرية العراقية في كافة المجالات والعمل على زيادة مهارتهم وكفائتهم من خلال توفير المنح والدورات والبرامج والفرص التدريبية داخل العراق أو خارجه، ضرورة العمل على تنويع مصادر الدخل في الاقتصاد العراقي وتشجيع التنمية في كافة القطاعات الاقتصادية وتقليل الاعتماد على النفط، العمل على تشجيع الافراد على اقامة المشروعات الزراعية وخاصة الصغيرة منها والتي يمكن اقامتها في المنزل من اجل توفير الاحتياجات الزراعية للمجتمع العراقي.

الكلمات المفتاحية : رأس المال البشري – معدل النمو الاقتصادي – معدل النمو في القطاع الزراعي